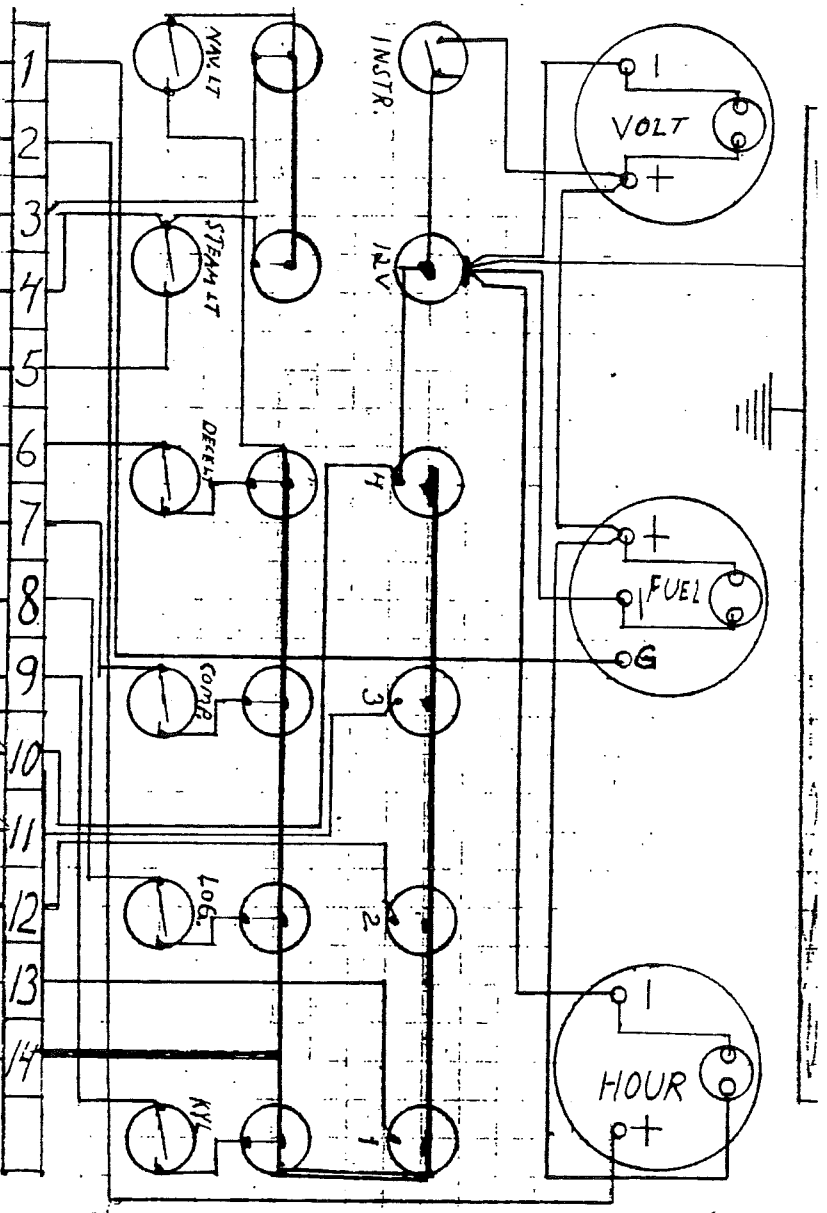


GR = GREEN	GRÜN	BR = BROWN	BRÄUN
GN = GREEN	GRÜN	BL = BLUE	BLAU
GL = YELLOW	GELB	OR = ORANGE	ORANGE
SV = BLACK	SCHWARZ	W = WHITE	WEISS
R = RED	ROT	L = PURPLE	LILA

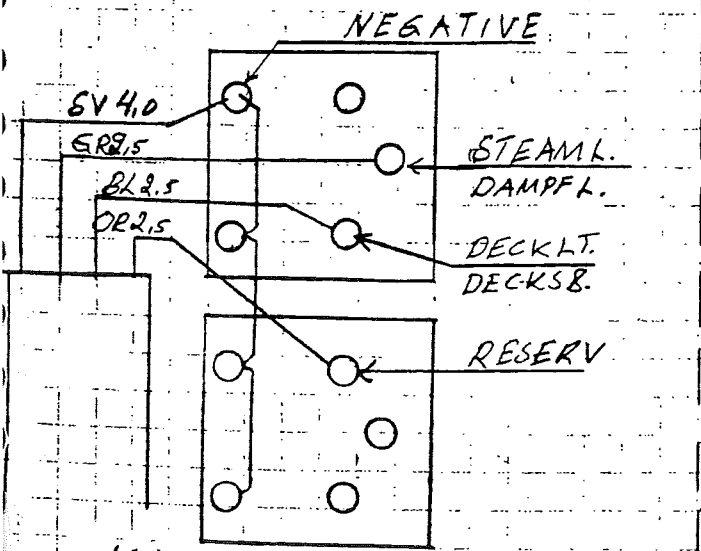
SV 16

- BR 1.5 FUEL TANK BRENNSTOFFGEBER
- W 1.5 KEYSWITCH 15 STARTSCHLÜSSEL 15
- BR 2.5 SB/P NAV.LT POS. LANTERNEN
- GR 2.5 AFT. LIGHT ACHTERLANTERN.
- GN 2.5 STEAM LT DAMPFER LICHT
- BL 2.5 DECK LT DECKS BELUCHT
- GR 1.5 COMPASS KOMPASS
- W 1.5 LOG LOGG
- R 4 REFRIGE KÜHLUNG
- W 1.5 TOA. LIGHT TOA BEL.
- OR 2.5 WHIPER SCHEIBENWISCHER
- GN 2.5 DOGHOUSE LT. DOGHOUSE LT.
- R 6 HEATER HEIZUNG
- GR 1.5 SALOON LT. DECKE SAL.
- R 2.5 S.B. LIGHT S.B. LICHT
- GR 2.5 PORT LT. B.B. LICHT



brass plate

FUSE PANEL  
SICHERUNG



- 1 = PORT LIGHT
- 2 = S.B. - " -
- 3 = HEATER DOGHOUSE LT. HEIZUNG
- 4 = WHIPER TOA. LT. SCHEIBENWISCHER
- B.B. Bel.
- S.B. Bel.
- DOGHOUSE Bel.
- TOA. Bel.

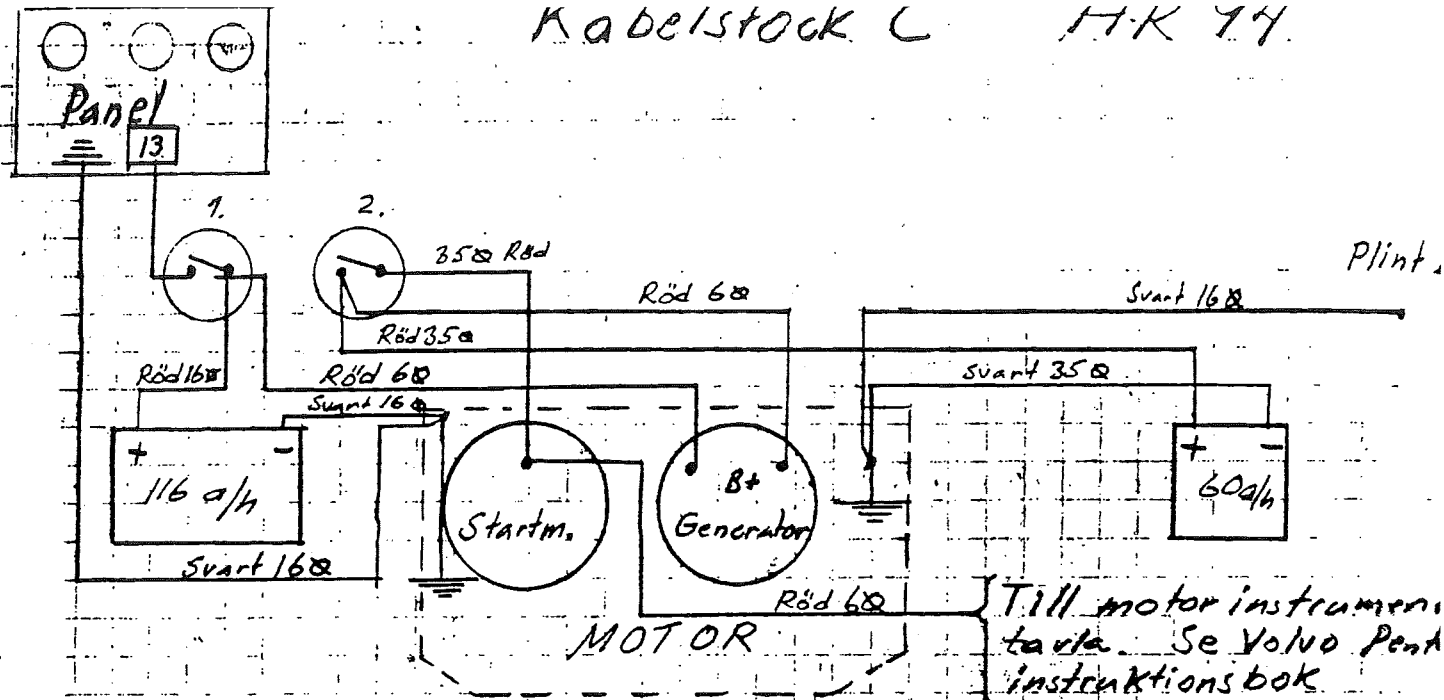
HR 94

WIRING DIAGRAM  
SCHALT PLAN

MAST JUNCTION  
MAST SCHALTUNG

Verfasser: tegning

Jan. 82



1 = HUVUDbrytare belgning  
 2 = — " — start

Styrhyld H.R 94

